

CONTENTS

The Home Handyman is published bi-monthly (6 issues per annum) and is available in hard copy and in digital format

PUBLISHER: BB Publications (Pty) Ltd (2023/818376/07)
Address: #25 Leeuegedacht, Welgedacht JR130, Dinokeng, Gauteng, 1000, RSA
Office number: 065.849.3264 (during office hours)
Website: www.homehandyman.co.za

Publisher: Hannes Lindeque – admin@homehandyman.co.za
Editor: Gregg Cocking – editorial@homehandyman.co.za
Advertising manager: Wilma Lindeque 065.849.3264 – advertise@homehandyman.co.za

SUBSCRIPTIONS:
Email: subs@homehandyman.co.za

LAYOUT & DESIGN:
Email: dee@stormdeezigns.co.za




About The Home Handyman magazine:

The Home Handyman magazine is a specialized DIY publication and caters for a well-defined niche market since November 1993. The magazine equips its readers with relevant DIY information, knowledge and skills.

Editorial includes new products for DIY'ers, along with projects, home improvement ideas and expert advice. Expert advice from various fields (such as adhesives, abrasives, power tools, welding, plumbing, paint, lighting, waterproofing, wood and metalworking), provides readers with simple, cost effective solutions and methods in a series of practical, step-by-step features that are comprehensively illustrated. All projects feature local products and metric measurements, making the ideas easy to implement.

The views expressed in this publication are not necessarily those of the publisher or its agents. While every effort is made to ensure the accuracy of the contents of this magazine, neither the editor nor the publisher can be held responsible for any omissions or errors. Images used are for illustration purposes and are not endorsed by The Home Handyman. Every care has been taken to ensure that all the information and projects presented in this publication are accurate, reliable and safe. It should be noted, however, that the ideas for design and product use are presented as suggestions only! The editor strongly advises that the reader check local by-laws and consult a qualified professional before undertaking any project and cannot be held responsible for any loss, damage, injury or death resulting from any information contained here.

Copyright: The Home Handyman, 2024. Copyright is expressly reserved and no part of this magazine may be reproduced or transmitted, in part or whole, in any form or by any means, electronic or mechanical, including photocopying, recording or any information storage or retrieval system without prior permission of the publisher. All enquiries regarding editorial correspondence, manuscripts and photographs should be directed to the editor.

 www.facebook.com/TheHomeHandymanmagazine
 [@TheHomeHandymanmag](https://twitter.com/TheHomeHandymanmag)
 <https://za.pinterest.com/homehandyman/>

PROJECTS



10

06 Woodworking

Make an end/side table with a fake drawer and a shelf

10 Woodturning

A hybrid project of woodturning and burning

13 Woodworking

Make a multipurpose cart for the kitchen or workshop

16 Woodworking

Make a recessed spice rack

20 Outdoor project

What garden couldn't do with a hanging fire pit? Find out how to build one

26 Young DIY'er

Sail the seas of creativity with these plastic bottle boats



26

FEATURES

28 Flooring

DIY flooring options for every room

32 Roofing

Ensure your home is sheltered with proper roofing techniques

34 Abrasives

Master the art of sanding for a flawless finish

36 Tools

Choosing the right saw for your DIY project

38 Fireplaces

Is it time for a DIY fireplace transformation?

40 Walls and fences

Secure your space with DIY walls and fences



38

REGULARS

4 From our readers

Letters, tips and tricks and your DIY questions answered

44 News

Your round-up of everything new in the world of DIY

48 Tailpiece

The therapeutic power of DIY



40